



3472 W. Shipton Rd. - Salina, KS 67401 - Office: 785-823-8754  
Bill's Cell: 785-493-2987 Darcy's Cell: 785-819-4091  
bill.came@camefarmsinc.com darcy.came.bradley@camefarmsinc.com

## MAY 2020

### UPDATES:

Don't forget to check out our website, [Camefarmsinc.com](http://Camefarmsinc.com), for updates and login to your personal landlord page for more information.

#### Office Notes:

Darcy will be billing out any fertilizer/chemical for March and April in the coming weeks. Please call if you have any questions.

We have switched back to our previous accounting software. Please be patient as we set up all the names, fields, etc. We are much happier with the forms and reports it provides.

### THE SEASON SO FAR -AARON PHELPS, AGRONOMIST

In late March, spring arrived, and temperatures jumped into the 70's, with one day having a high of 81 degrees. On April 1<sup>st</sup>, we had a high of 75 degrees, followed with a low of 28 degrees on the 2<sup>nd</sup>, with wind chills down to 17 degrees. The 3<sup>rd</sup>, 4<sup>th</sup>, and 5<sup>th</sup> days of April all had lows into the mid-twenties. Temperatures again warmed into the mid to upper eighties following that cold spell, only to have another cold front move in April 10<sup>th</sup> to the 15<sup>th</sup>, with lows dropping into the lower 20's. One of our weather stations recorded a low of 18 degrees. The topsoil conditions at the time of both freezes was dry.

The warm weather had pushed the early planted wheat into the jointing stage, where the head is elevated 3-4" above the soil surface. The later planted wheat was in the hollow stem stage, where the head is above the ground from 1/4 inch to a couple inches.

After those freeze events, much of the later planted wheat was showing leaf burn and, in some cases, depending on variety, severe leaf burn, and tiller die back. The early planted wheat visually appeared fine though. After a couple weeks, it became more evident, that in the early planted wheat, there was more freeze damage. Dead heads could be found on 20-80% of the tillers checked. In the earlier planted wheat, the freeze damage was <5% to 20%. Varietal differences also played a role on how much freeze damage there appeared to be as well.

Late April rains of over an inch across most fields greatly improved the color and growth of the wheat and just as the wheat was starting to stress again in May, rain was again received. It is still too early to tell the full effects from the April freezes. Temperature and moisture conditions will have a big impact on

how the wheat recovers or if it is further stressed. I would expect there to be quite a bit of variability between fields and varieties come harvest-time based on the observations so far.

---

*"The farmer has to be an optimist, or he wouldn't still be a farmer." -Will Rogers*

---

# 15 DAY FORECAST

Exceeds Threshold !

Day	Weather Conditions	High / Low (°F)	Feels like (°F)	Wind (mph)	Dew Point (°F)	Humidity (%)	Precip Chance (%)	Precip Liquid (in.)	Precip Snow (in.)	GDD (°F)	Evap in.
05/07 Thu	PM Rain Likely	58 / 46	58 / 52	9 SE	52	86	80	0.25	-	4.0	0.07
05/08 Fri	Isolated Early AM Rain	64 / 42	64 / 34	12 N	40	43	20	0.07	-	7.0	0.22
05/09 Sat	Mostly Cloudy	67 / 38	67 / 38	10 S	36	48	-	0.00	-	8.5	0.19
05/10 Sun	Sunny	63 / 39	63 / 32	11 N	34	47	-	0.00	-	6.5	0.20
05/11 Mon	Mostly Cloudy	55 / 38	55 / 33	9 SE	36	67	-	0.00	-	2.5	0.10
05/12 Tue	Morning Rain Likely	60 / 41	60 / 36	8 E	43	81	60	0.17	-	5.0	0.09
05/13 Wed	T-Storms Likely	66 / 45	66 / 41	9 SE	50	86	60	0.23	-	8.0	0.11
05/14 Thu	T-Storms Likely	81 / 55	82 / 55	5 SW	58	67	60	0.31	-	18.0	0.18
05/15 Fri	Rain Likely	76 / 52	76 / 52	7 NE	54	64	60	0.25	-	14.0	0.19
05/16 Sat	Mostly Cloudy	76 / 52	76 / 52	3 NE	53	64	-	0.00	-	14.0	0.16
05/17 Sun	Partly Cloudy	79 / 52	79 / 52	4 SE	55	66	-	0.00	-	15.5	0.18
05/18 Mon	Partly Cloudy	82 / 56	82 / 56	5 SE	58	61	-	0.00	-	19.0	0.20
05/19 Tue	T-Storms Likely	81 / 57	82 / 57	LV E	58	61	58	0.24	-	19.0	0.19
05/20 Wed	Partly Cloudy	80 / 58	81 / 58	3 E	59	60	-	0.00	-	19.0	0.19
05/21 Thu	T-Storms Likely	82 / 57	82 / 57	8 SE	56	50	61	0.14	-	19.5	0.25

## PRECIPITATION GAUGE

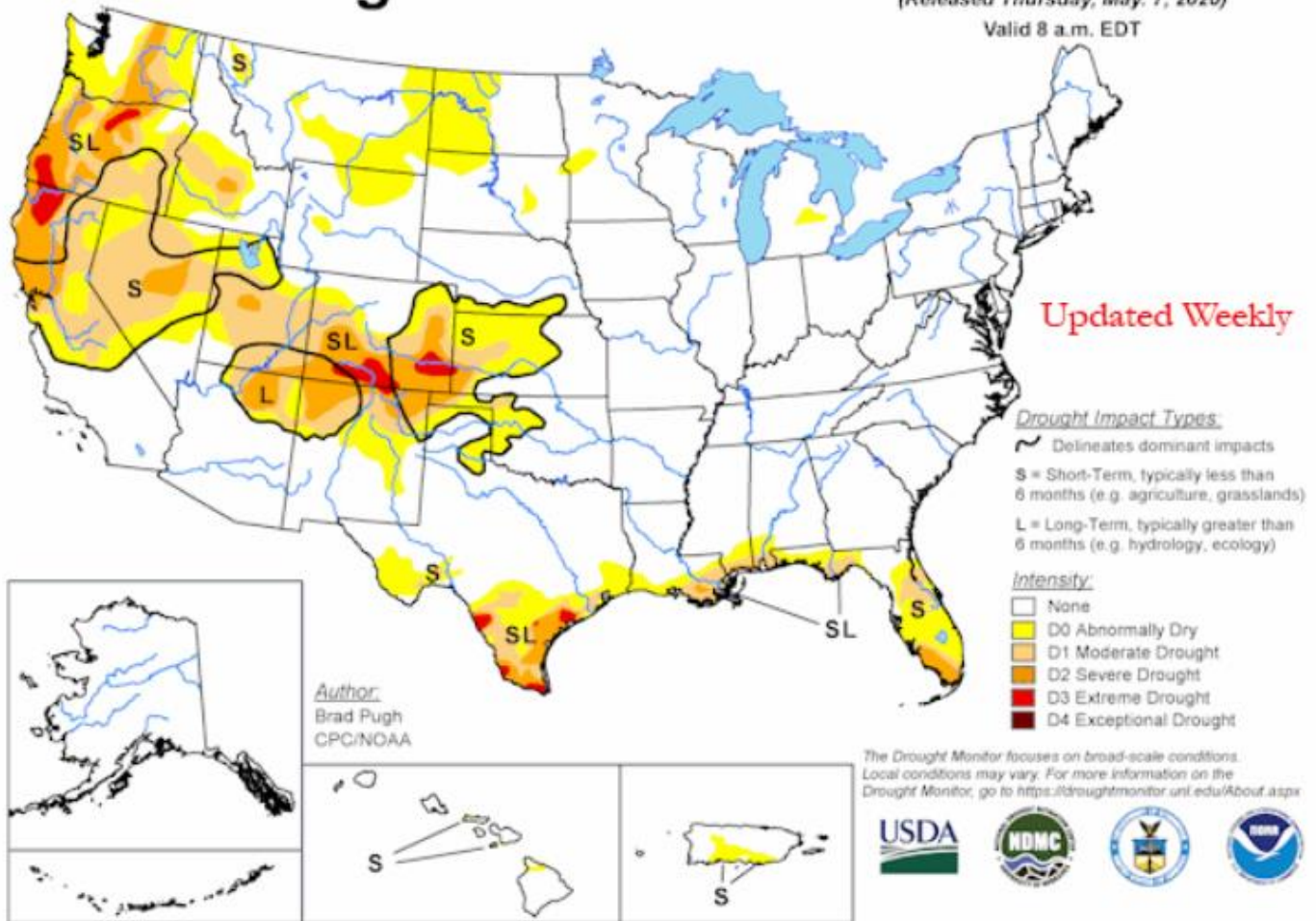
Precip Summary	Evapotranspiration	Precip at a Glance <small>(Last updated 5/6/2020)</small>	Precip Impact
Today (since 12AM) <b>0.06 in.</b> Last 24 Hours <b>0.06 in.</b> Observed at: Came Farms (DI2050) for 1:55 PM CDT	Yesterday Actual: <b>0.20 in.</b> 10 Year Avg: <b>0.16 in.</b> Month to Date: Actual: <b>1.26 in.</b> 10 Year Avg: <b>0.91 in.</b> Year to Date: Actual: <b>12.91 in.</b> 10 Year Avg: <b>9.27 in.</b>	<div style="display: flex; justify-content: space-around;"> <div> <p>Month to Date</p> <p>0.39 (in.)    0.89 (in.)</p> </div> <div> <p>Year to Date</p> <p>7.27 (in.)    8.77 (in.)</p> </div> </div>	<div style="text-align: center;"> <p>Condition: <b>Very Dry</b> For: <b>Saline County, KS</b></p> </div> <div style="display: flex; justify-content: space-between;"> <div> <p><b>30 Day Precip:</b> Actual: <b>1.82 in.</b> Normal: <b>3.13 in.</b> % of Normal: <b>58%</b></p> </div> <div> <p><b>60 Day Precip:</b> Actual: <b>3.48 in.</b> Normal: <b>5.67 in.</b> % of Normal: <b>61%</b></p> </div> </div>

## Weather Update:

While we have been dry here, we have been fortunate to have enough rain to keep the wheat growing well. The ground going to corn, milo, and soybeans has good sub-soil moisture and good top-soil moisture

# U.S. Drought Monitor

May 5, 2020  
(Released Thursday, May 7, 2020)  
Valid 8 a.m. EDT



---

## GRAIN PRICES

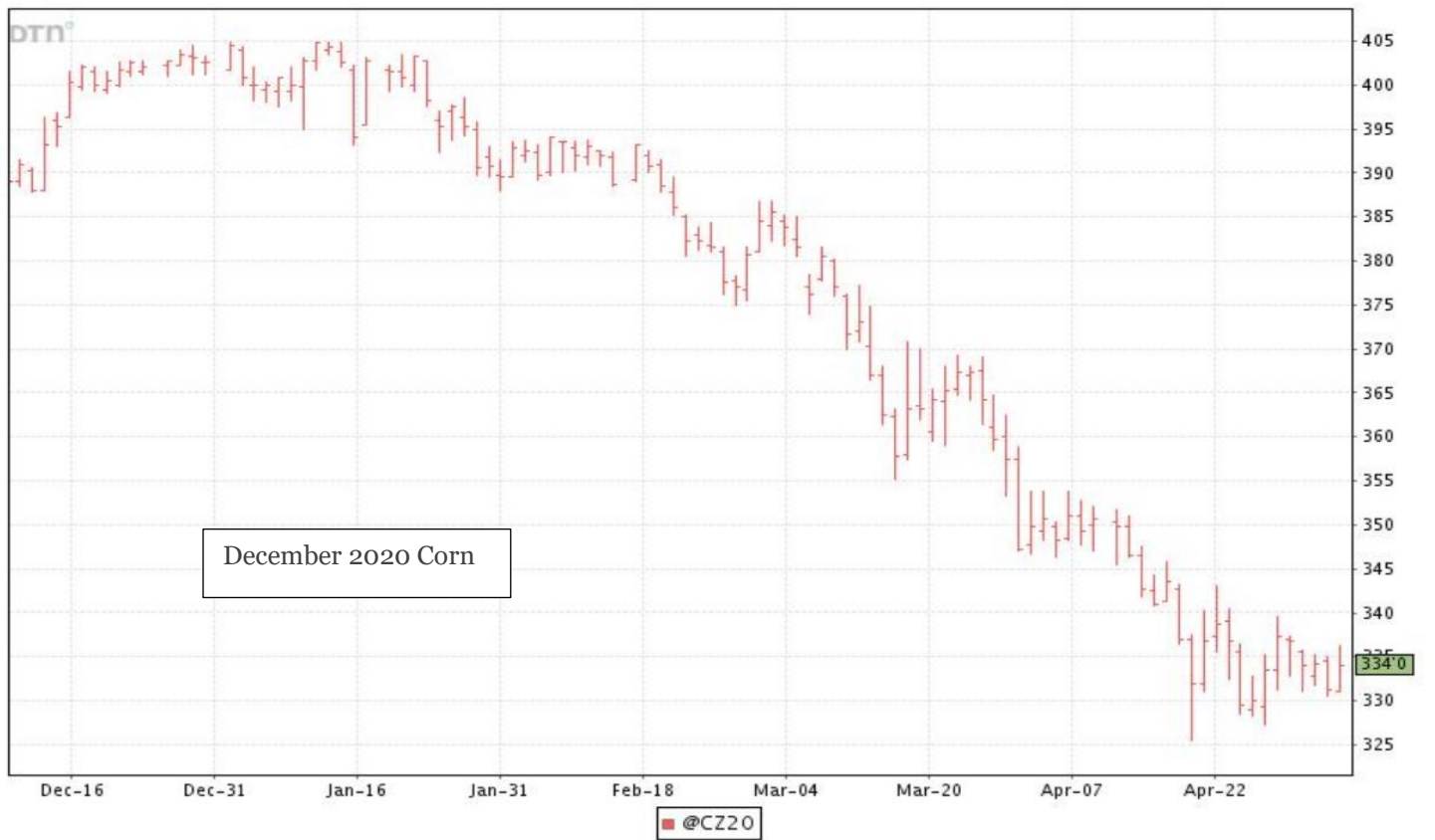
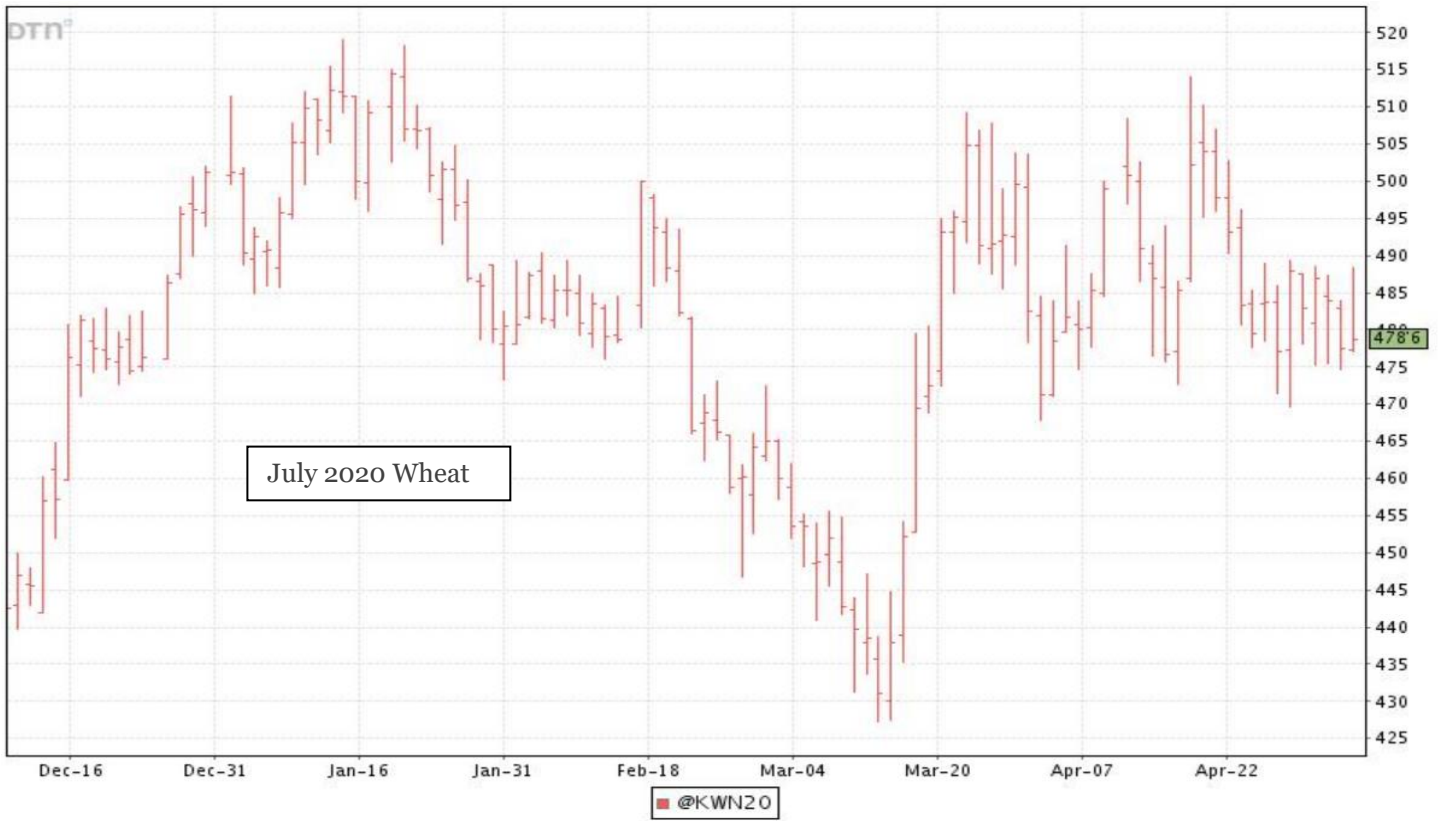
---

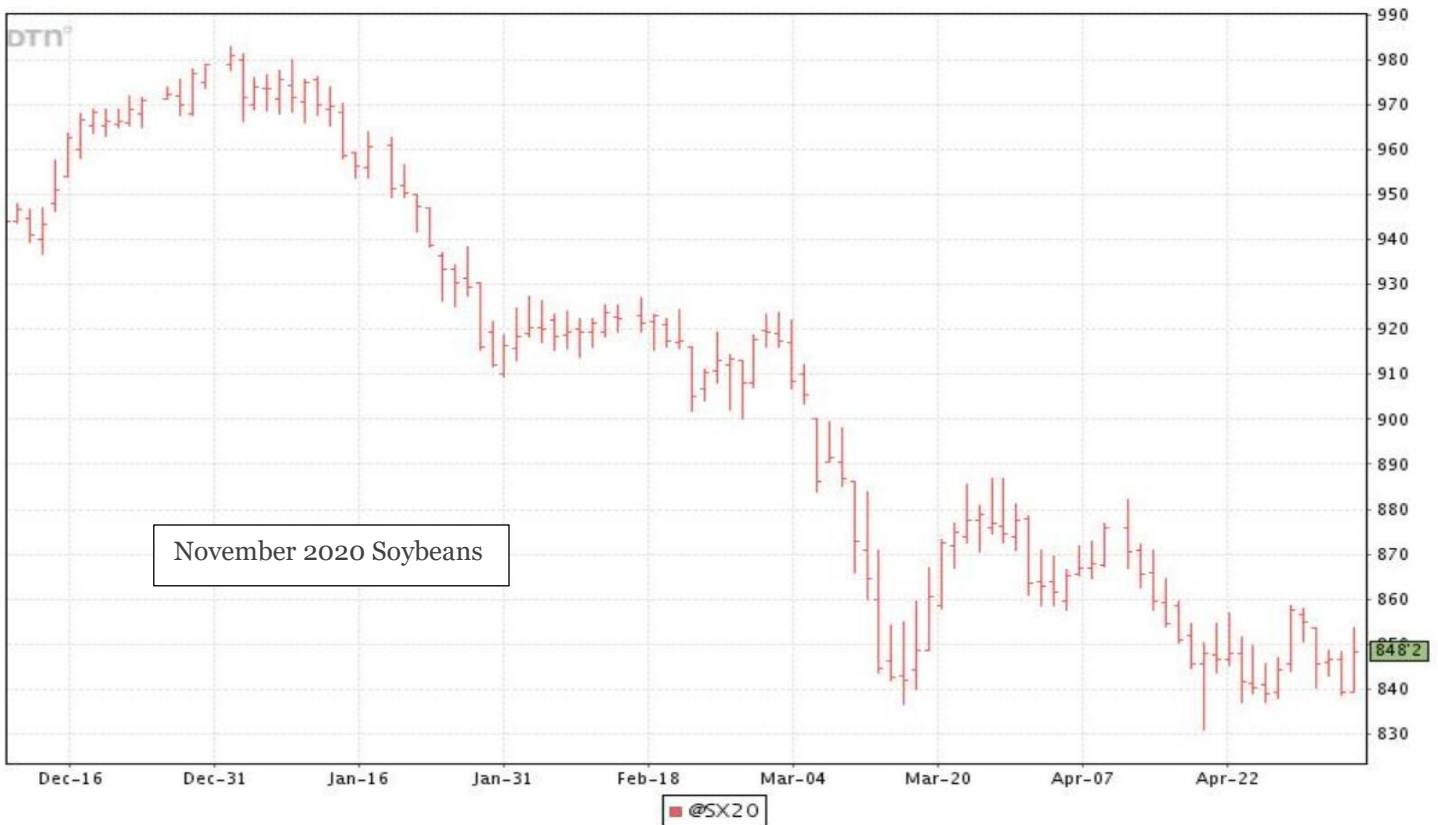
Corn prices are down \$.68 since the first of the year. Causes include the Coronavirus and the oil dispute between Russia and Saudi Arabia.

Soybean prices are down \$1.30 since the first of the year.

Wheat prices have held up the best. It is only down \$.01 since the first of the year. KC July wheat futures has even spent some time about \$5.00, hitting a high of \$5.14.

Milo basis has been particularly good because China has been buying milo. Basis is the difference between the cash price and the futures price. The futures price for milo is the corn futures price.





## Planting Season Has Begun

We have planted our irrigated corn so far this spring. We will start planting soybeans after the 10<sup>th</sup> of May, as weather permits. The 15-day forecast has several days of rain, so soybean planting might get a slow start.

We have been pushing our dryland corn planting date back. We plan on starting the 1<sup>st</sup> of June. We are trying to time tasseling to peak rainfall, as well as a cool down in temperatures. Looking at historic weather data for Saline county, we have found the first 2 weeks of August are the best time for our dryland corn to go through tasseling on average. Last year, our later planted corn out yielded our early planted corn by 15 bushels per acre.

Milo planting will start the 1<sup>st</sup> of June, as well.

## Staff Update

Bill's sons, Kody and Spencer, have joined the farm full-time.

Kody graduated with an Ag Economics degree with a specialty in Agronomy from KSU. His role will be day to day operations and business operations, as well as agronomy assistant.

Spencer graduated with a Farm and Ranch Management degree from Hutchinson Community College. His role will be sprayer manager.

## Contact Us

### **Came Farms Inc.**

3472 W. Shipton Rd.

Salina, KS 67401

785-823-8754

bill.came@camefarmsinc.com

darcy.came.bradley@camefarmsinc.com

www.camefarmsinc.com

---

### **CAME FARMS INC.**

3472 W. Shipton Rd.

Salina, KS 67401

### **Recipient Name**

Street Address

City, ST ZIP Code